

Use of Moringa (*Moringa Stenopetala*) Seed Extract for Removal of Some Anionic Dyes (Direct and Reactive Dyes) in Textile Waste water

Gemeda Gebino

Textile Chemistry Research and Innovation Centre, Ethiopian Institute of Textile and Fashion Technology, Bahir Dar University, Bahir Dar, Ethiopia

Email: gemedalvgebino@gmail.com

ABSTRACT

With textile waste water being one of the greatest sources of pollution containing higher value of colour, BOD, COD and several pollutants, brings serious problems to the ecological environment. This study is particularly focused on evaluating the efficacy of removal of dyes such as reactive dyes, direct dyes, mixture of dye wastes and mixture of industrial and dye waste waters by the natural absorbent Moringa. The seeds of the Moringa tree contain a coagulant protein that can be used in the treatment of industrial waste water. The extracts of seeds (coagulant) obtained by two methods, viz. simple extraction with distilled water and with saline water, have been used for the study. The effect of some operating parameters on coagulation, namely pH, coagulant dosage, mixing time, colour removal and turbidity, was studied. It was observed that the colour removals in direct red and reactive red dyes are 94.45% and 98.4% respectively with simple extract of seeds done with distilled water, and it was in the order of 96.6% and 97.3% respectively with saline extracts of the seed. These values of colour removal of dyes are optimised at 70ml/L of coagulant and pH 10. The mixture of industrial waste water and dye wastes, colour removal and turbidity removal was 85.8% with simple extract and 53% with saline extract respectively at optimised point. Moringa stenopetala seed has demonstrated to have high removal ability for anionic dyes.

Keywords: Moringa stenopetala; Natural coagulant; Colour removal; Waste water; Treatment; Coagulation; Flocculation

I. INTRODUCTION

In textile waste water, dyes are considered the most important pollutants. High volume of waste water that is produced by the textile industry causes water pollution. Generally, dyes in waste water from textile and dyestuff industries are difficult to remove. This is because dyes are usually synthetic and have complex aromatic structures which make them more stable; consequently, they are difficult to biodegrade [1]. The removal of dyes from textile waste water is one of the most challenging for environmental protection [2]. For many years, researchers have been working on ways to remove dyes from waste water and different procedures have been developed; for example, physical and chemical degradation and adsorption onto materials such as activated carbon and, in addition to a large number of other techniques such as Fenton's oxidation, electrochemical degradation, ozonisation, etc [3]. The most commonly used in the textile industry are chemical methods that use oxidizing agents such as peroxide of hydrogen, ozone and purification by physicochemical process of coagulation-flocculation, in which chemical compounds are used; the most employed are iron and aluminium salts [4]. This physicochemical process is widely used both in developed countries as in developing, for its easy operation and low cost. Nevertheless, when applied in textile waste water, it generates large volumes of sewage sludge and the ineffective decolouration of some soluble dyes.

Moringa tree belongs to the family Moringaceae, which is shrubs trees cultivated across the whole of the tropical belt including Ethiopia, used for a variety of purposes such as food, medicinal, and others [5]. The seeds of the Moringa tree contain a coagulant protein that can be used in the treatment of industrial waste water. For drinking water clarification, Moringa seeds are also used as a coagulant/flocculent agent due to its high content of a water-soluble cationic protein, which is able to reduce turbidity. Oil extracted from Moringa can be used for water treatment, for drinking water clarification and it is also used for textile waste water treatment [6]. The use of natural coagulant is followed in developing countries, as substitution of external chemical coagulants such as aluminium sulfate and ferric chloride. The water-soluble extract of the dry seeds of Moringa is one of the natural coagulants. Moringa is used for water treatment in two different methods; one, as a primary source of activated carbon and the second method, through seed extraction, and produces a product which works as a coagulant/flocculant agent [2].

At low temperature working conditions, the performance of these customary chemical coagulants is dubious and on-going developments have resulted in the introduction of polymerized aluminium coagulants. Owing to its higher superiority and lower consumption of alkalinity, Polyaluminium chloride (PACl) has garnered a growing market. Flocculants such as the more common polyacrylamide, which are organic synthetic polymers available in the market, offer a wider selection of chemical coagulants to

cater to the diverse requirements of the individual water treatment plants [7]. Currently, there is an increased interest in the decolorization and decontamination of industrial textile waste water. Different treatment technologies have been studied in order to solve the problems caused by toxic substances contained in industrial textile waste water such as electrocoagulation, absorption, photocatalytic process, ozonation, membrane bioreactor and anaerobic/aerobic biological treatment [8]. However, these methods are neither economically nor technologically suitable for large scale use and normally require the combination of two or three methods to achieve an appropriate level of colour removal [9-11]. The various coagulants attempted for colour removal and their efficiencies are listed in Table 1. To overcome the drawbacks of inorganic coagulants and synthetic polymers associated with growing environmental concerns worldwide, there is a need to consider other potential alternatives for textile waste water treatment in order to minimise environmental damage and improve the wellbeing of the population. Therefore, researchers have shown considerable interest in the development of natural polymers as coagulants in the recent past [7,12-14].

Table 1: Different coagulants and their efficiency of coagulation or flocculation process

Coagulant	Sample	Efficiency of coagulation/flocculation process			Reference
		Turbidity removal (%)	COD(%) removal	Colour removal (%)	
Cactus Cereus Peruvianus	RTW (DF)	85.4	58.3	Not studied	[9]
Grape (Vitisvinifera) seed	Malachite Green (MG), Crystal Violet (CV)	Not studied	Not studied	60 (MG) and 80 (CV)	[34]
<i>M. oleifera</i> seed	RTW	92.3	92	98.8	[33]
<i>M. stenopetala</i> seed	RTW/Tannery waste	99.74 (TW, Cr)	Not studied	Not studied	[21, 36]
Surjana seed powder and Maize seed powder	Congo Red Dye	Not studied	Not studied	98.0 (SSP) and 89.4 (MSP)	[23]
Plantago psyllium	RTW	90 (SS)	Not studied	Not studied	[37]
Fly ash	Dyes and pigments	89	67	88	[36,41, 42]
Sawdust	RTW	Not studied	78	Not studied	[35]
Alum & ferrous	RTW	Not studied	43	90	[31]
Peanut seeds	Turbid water	93.2	Not studied	Not studied	[32]

RTW: Real Textile Waste water; SS: Suspended Solids; SSP: Surjana Seed Powder; MSP: Maize Seed Powder; TW, Cr: Tannery Waste, Chromium

Plant materials as coagulants offer several advantages over conventional coagulants such as aluminium sulphate as stated below [8].

1. Activity is maintained over a wide range of influent pH values - no pH correction is required
2. Natural alkalinity of the raw water is unchanged following coagulation - no addition of alkalinity is required
3. Sludge production is greatly reduced and is essentially organic in nature with no aluminium residuals – sludge volumes are reduced by a factor of up to 5.
4. Minimal coagulant dosage requirement
5. Efficiency at low temperature
6. Chemical coagulants are generally more expensive, toxic and with low biodegradability.

Many researchers carried out studies using Moringa seed for water and waste water treatment on the seed itself and as cake powder. As the studies reported, the Moringa seeds have content of protein (26.50% - 32.00%), fibre (5.80% - 9.29%), ash (5.60%-7.50%), fat (42% - 45%) and moisture contents (8.7% -

9.1%) [15]. It is also stated that Moringa seeds are one of the most effective natural coagulants, applied to transform water constituents into forms that can be separated out physically. Significant quantities of high molecular weight water-soluble proteins present in the seed of Moringa carry a positive charge [16]. When the crushed seeds are added to raw water, the protein produces positive charges acting like magnets and attracting the predominantly negatively charged particles (such as clay, silt, bacteria, and other pollutants). Under proper agitation, these bound particulates then grow in size to form the flocs, which may be removed by filtration or left to settle by gravity [17-19]. In developing countries, Moringa seed is considered favourably in terms of reducing the costs of waste water treatment in comparison with chemical coagulants [17, 20-22].

In addition, the sludge produced by Moringa seed as a coagulant is stated to be innocuous and 4-6 times less in volume than the chemical coagulants produced. In the present attempt, a study has been carried out systematically to assess the efficacy of colour removal in textile waste water containing some anionic dyes such as direct and reactive dyes which are most widely used for colouration of cotton, using Moringa stenopetala seed extracts as a coagulant.

II. MATERIALS AND METHODS

Materials

Domestic mill for grinding the seeds into powder, nylon sieve filter, Whatman filter paper 4, digital pH metre, UV spectrophotometer (Perkin Elmer, Model Lambda 2500), and Moringa seed were used during the experiment work. The HI93703 Turbidity metre was used to measure turbidity as per ISO 7027 Method. The dyes used in this study were Direct Blue/ Red, Reactive Red/ Blue and a mixture of both dyes; such as C.I Direct Red 81 (λ_{\max} 497nm), C.I Direct Blue 86 (λ_{\max} 346nm), C.I Reactive Blue 19 (λ_{\max} 315nm) and C.I Reactive Red 195 (λ_{\max} 532 nm). Finally, all dyes are mixed together simultaneously with themselves (λ_{\max} 362nm) and with industrial waste waters obtained from Bahir Dar Textile Share Company, Bahir Dar, Ethiopia (λ_{\max} 333nm). Various chemicals as presented in Table 2 for making the buffer solutions of different pH, Sodium chloride and ethanol for Moringa seed extraction, were used.

Table 2: Buffer solutions used in the study

pH	Chemicals for buffer solution preparation
2	50ml of 0.2M KCl + 13ml of 0.2M HCl
4	211.75ml 0.1M acetic acid + 38.25ml of 0.1M sodium acetate
6	13.05ml 0.1M acetic acid + 236.95ml of 0.1M sodium acetate
8	100mL 0.025M Na ₂ B ₄ O ₇ .10H ₂ O (borax) + 41mls of 0.1M HCl.
10	100ml 0.05M NaHCO ₃ + 21.4mls of 0.1M NaOH.
12	50mL 0.2 M KCl + 12ml 0.2M NaOH.

Methods

Moringa (*M. Stenopetala*) seed collection:

Moringa seeds were collected manually from the dried pods of trees. The seeds were dried in sunlight for three days. The hull was removed from the seed surface and wings from the kernels after drying. The kernels were ground into medium fine powder with a domestic mill to achieve solubilization of active ingredients in the seed.

Coagulant extracts:

It is possible to use the Moringa seed as coagulant either as seed or extracting the oil from the seed (defatted cake). To enhance effectiveness on waste water treatment, some studies have recommended the importance of using defatted Moringa seed [23, 24]. In line with this recommendation, defatted Moringa seed was prepared for the purpose of this study. Extracts were prepared by two methods such as a simple extract with distilled water and a saline extract with sodium chloride, as explained below.

1. Simple extract

Production process of simple extract coagulant:

- Grinding of dry seed without shell
- Aqueous dissolution of seed in distilled water

- Stirring
- Filtration

To prepare 1 L of simple extract coagulant in aqueous solution, 50 g of seed powder was dissolved on 1 L of distilled water by mixing vigorously for 45 minutes in a magnetic stirrer at room temperature. Then, the mixture was filtered twice: once through commercial filter paper on a funnel and once again through a fine-filtering system (Whatman filter paper). The result was clear, milk-like liquid and was used as coagulant without further purification.

2. Saline extract

Production process of saline extract coagulant:

Grinding of dry seed without shell → Dissolution of seed in a solution of 0.5M NaCl → Stirring → Filtration

To prepare 1L of saline extract coagulant in aqueous solution, 50g of powder were dissolved on 1L of NaCl 0.5M solution by mixing vigorously at pH 7 for 45 minutes in a magnetic stirrer at room temperature. Then, the mixture was filtered twice: once through commercial filter paper on a funnel and once again through a fine-filtering system (Whatman filter paper). The result was clear, milk-like liquid and was used as coagulant without further purification. After the seeds kernel dried, a domestic mill was used to grind them into fine powder to achieve solubilization of active ingredients in the seed. The extract oil was soaked in 95% ethanol, 100g of the powder in 500ml of ethanol for 45 minutes at room temperature while mixed with the help of stirrer from time to time. To obtain the defatted cake, it was required to filter the solution using filter paper. The remaining solids (pressed cakes) in the filter were then dissolved in water followed by stirring and filtration in the same way. Then the cake was allowed to dry in an oven at 40 °C for 24 hours. In that process, ethanol got removed from the seed cake powder. Finally, the dried seed powder is stored under room temperature until it is used for coagulation experiments (Figure 1).




Figure 1: Elaboration of coagulant

a. Yield of Moringa seed in coagulant preparation

The yield is calculated as given in equation (1).

$$Yield\ of\ moringa = \frac{M_i - M_f}{M_i} * 100 \dots\dots\dots (1)$$

Where M_i is the original weight of Moringa powder; M_f is the Final weight of Moringa powder after filtration (undissolved solids in the solution).

b. Preparation of synthetic effluent samples

In order to test the coagulants extracts, in the first stage, synthetic samples were prepared in the laboratory using two types of dyes; all are azo type but with a classification of different class; direct and reactive dye, tested individually and as mixtures and with industrial waste water, and a mixture of dyes added to industrial waste water. The dye stock solutions were prepared by dissolving accurately weighed dyes in water to the concentration of 100-300mg/L, then dyeing with 100% cotton fabric sample following the standard procedures was carried out and dye waste water was collected after dyeing.

Different concentrations were prepared from collected dye waste (250, 500, 1000 ml in beakers) for treating with coagulant.

c. Effluent analysis

Total solids, dissolved solids, suspended solids, BOD₅, COD were measured following standard procedure (AMHA, 1995 and Standard methods, 1995) and SPSS Statistical Data Analysis Software was used for analysing the data.

d. Optimisation of process parameters

In order to optimise the various process parameters, coagulant dosage range of 10-80ml/L, mixing time of 30-45 minutes, pH in the range of 2-12 were used.

e. Colour Measurements

The difference in absorbance before and after treatment measured in UV-VIS spectrophotometer was used for measurements of colour removal. The results are presented as graphs with respect to various process parameters. The percentage removal efficiency of the parameters was calculated using the following formula(2).

$$\text{Colour Removal efficiency} = \frac{(A_0 - A)}{A_0} * 100 \quad \dots\dots(2)$$

Where A₀ is the Absorbance value before treatment and A is the Absorbance value after treatment.

III. RESULTS AND DISCUSSIONS

Yield of extracts

It has been observed that the yield of Moringa seed powder dissolved in the solution is 93.4% and 92.5% for simple and saline extracts respectively. There was no significant difference between the extraction methods in terms of yield and it is evident that maximum percentage of Moringa powder is going to be consumed by the water. Waste water treatment by dissolution was used in the studies.

Characteristics of Raw Textile Effluent

An initial experiment was carried out to determine the preliminary characteristics of textile effluent for examining the effectiveness of the *M. stenopetala* as a coagulant. The pH of the effluent was found to be in the range of pH 9 and 11.5 for all dye effluents and industrial waste water having dyes (Table 3). This indicated that the effluent/dye waste from the textile industry was more alkaline in nature. As the measurement shows, the total solids were found at maximum level of 9000ppm and 8000ppm for the two direct dyes Red 81 and Blue 86 respectively. It was decreased to 3575ppm and 3830ppm after treatment with simple extract and 3500 and 2200 in saline extract as shown in Table 4. In addition, the experiment also confirmed that the particles of TDS are higher than TSS in the textile waste water samples. Furthermore, the experimental result of waste water sample show COD higher than BOD₅ values. This value indicates that textile waste water contains a high amount of non-biodegradables, 3 to 4 times than degradable organic matters. For instance, direct red 81 and blue 86 have higher value of COD which is decreased to 750 and 190 respectively in simple extract. In the same way, the highest value of BOD₅ was found at reactive 195 and blue 19 which was reduced to 180 and 205 respectively in simple extract. The reduction of COD and BOD₅ was also observed in saline extract treatment. The treated effluent was characterised and the values of various parameters (pH, Total Dissolved Solids, turbidity, BOD₅ and COD) are compared with the raw effluent. The characteristics of raw textile effluent and after treatment with simple and saline extracts are summarised in Table 3 & 4. One litre of waste water was used for the treatment from the total solution. All samples have been mixed for 30-45 minutes. From the table, it is also clear that there is less removal of Turbidity, TS, COD and BOD₅ for Industrial wastes and the one mixed with dye solutions waste water due to plenty of other components of wastes in industrial waste water.

Table 3: Characteristics of raw effluent

Parameters/ Dyes	Reactive Red 195	Reactive Blue 19	Direct Red 81	Direct Blue 86	X ₁	X ₂
Turbidity, FTU	32.5	223	75	67	72	98
TDS, mg/L	5320	4500	5450	4670	4300	5200
TSS, mg/L	2180	2300	3550	3330	1300	3650
TS, mg/L	7500	6800	9000	8000	5600	8850
COD, mg/L	1600	2350	1810	1200	1700	2200
BOD ₅ , mg/L	1270	900	1080	960	1160	1180
pH	11.5	10.9	9.8	9	11.3	1100

X₁: Mixed all dye solution; X₂: Industrial waste water with dye solution

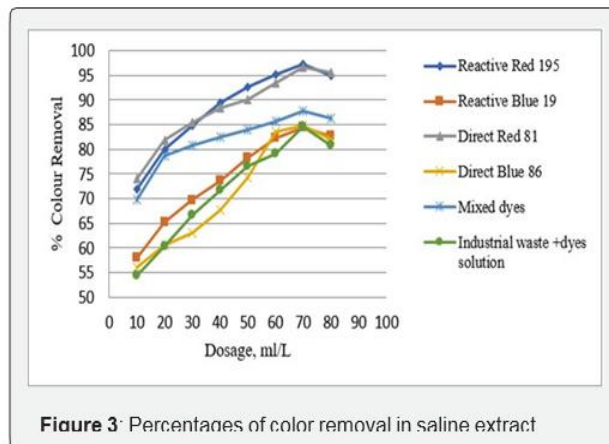
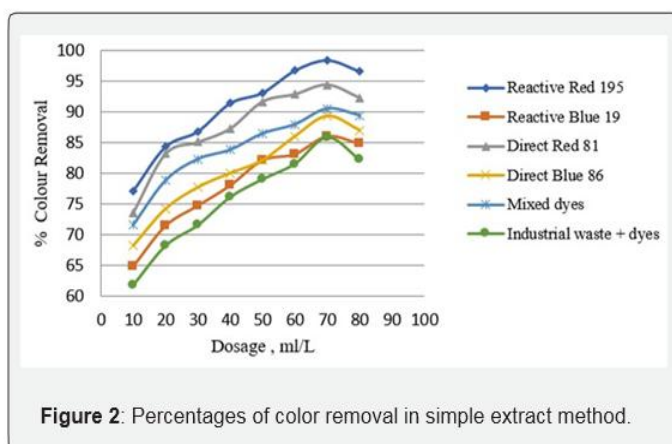
Table 4: Characteristics of Simple and Saline extracts' treated Effluents

Parameters/ Dyes	Reactive Red 195		Reactive Blue 19		Direct Red 81		Direct Blue 86		X ₁		X ₂	
	SiE	SaE	SiE	SaE	SiE	SaE	SiE	SaE	SiE	SaE	SiE	SaE
Turbidity, FTU	20.25	25.7	34.5	73	52	46.4	38	48.3	50	40	63.7	59.5
TDS, mg/L	2010	2150	1690	1900	1875	1500	1770	1250	1400	1100	2060	1900
TSS, mg/L	1060	1300	900	1130	1700	2000	2060	950	820	480	1650	1700
TS, mg/L	3070	3450	2590	3230	3575	3500	3830	2200	2220	1580	3710	3600
COD, mg/L	350	380	645	460	750	825	190	205	230	270	810	834
BOD ₅ , mg/L	180	175	130	165	95	110	210	185	205	200	200	240
pH	9.5	8.9	9.5	8.7	7.5	7.2	7.9	7.7	8.8	8.8	9	9

SiE: Simple Extract; SaE: Saline Extract; X₁: Mixed all dye solution; X₂: Industrial waste water with dye solution. The Effects of processing parameters on Coagulation

Effect of coagulant dose

Coagulant dosage is one of the most important parameters that have been considered to determine the optimum condition for the performance of coagulants in coagulation and flocculation.



The coagulant dosage indicates the concentration of *M. stenopetala* seed extract in the water. This difference is important to note since a lot of the seed mass was separated during the filtration step when preparing the extract. Essentially, insufficient dosage or overdosing would result in poor performance in flocculation. Therefore, it is significant to determine the optimum dosage in order to minimize the dosing cost and sludge formation, and also to obtain the optimum performance in treatment. The effect of coagulant doses (10-80ml/L) on the removal of reactive and direct dyes using *Moringa stenopetala* coagulant and flocculation time is 30-45 minutes as shown in Figure 2-5. This shows that there was continuous removal of these dye colours with increasing coagulant doses up to 70ml/L as shown in Figure 2 & 3. After 70ml/L, the colour removal decrease confirms the optimal concentration as 70ml/L. This may be as a result of re-suspension of solids at this concentration. Furthermore, the high concentrations (>25.0mg/L) of the coagulant confer positive charges on the particle surface (a positive zeta potential), thus re-dispersing the particles.

It is also an assumption that an increase in the coagulant dose may cause a decrease in pH of system. The decrease in pH may be as a result of the hydrolysis of the coagulants. Low pH values of the coagulated system usually may be attributed to the neutralization of the negatively charged surfaces of waste water colloids, leading to their destabilization by H⁺ ions. However, acidification of coagulated waste water may disturb sorption or could increase the solubility of freshly formed sludge. The highest percentage colour removal of these dyes was found to be 98.4%, 86%, 94.45%, 89.3%, 90.5% and 85.8%, and 97.3%, 84.45%, 96.6%, 84.8%, 87.73% and 84.6% for Reactive red 195, Blue19, Direct Red 81, Blue 86, Industrial waste water and the mixture for both simple and saline extract respectively. This confirms that *Moringa* seeds have absorbent properties and are effective for removal of colour.

Colour removal

After the characterisation of the effluent, the prepared coagulants from the *Moringa stenopetala* seeds were added to the effluent in the form of coagulant to determine the effectiveness of the extract over the textile effluent. The result shows that the extract removes the turbidity and colour from the textile effluent. Removal efficiency of up to 98.4%, for colour, was reached using 70ml *Moringa Stenopetala* coagulant extract. The use of *Moringa* seeds has an added advantage over the chemical treatment of water because it is biological and has been reported as edible [25].

All dyes selected for this study were prepared in the laboratory for treatments and also mixed with industrial waste water. A dye solution was prepared as required and its pH was measured by using pH metre. One litre of the initial solution was put into two beakers, and various doses of coagulant were added (10, 20, 30, 40, 50, 60, 70 and 80 in ml/L). The beakers were put one by one onto a standard magnetic stirrer. The solution was stirred for 10 minutes at high speed and then slowly mixed at 60rpm for 30-35 minutes. Next, the solution was left for 45-60 minutes for settling. The supernatant, after settling, was filtered through a Whatman filter paper (pore size 20–25µm). The reduction in colour concentration was measured at maximum absorbency; the visible wavelength of each dye solution was measured by using a UV-VIS spectrophotometer. The result of colour removal is shown in Figure 2 & 3. In industrial waste water, colour removal is less because the effluent contains high content of dyestuff, surfactants and other additives that are generally made up of organic compounds with a complex structure. These waste waters are collected from different sections having such different compounds and collected in a waste water plant for treatment.

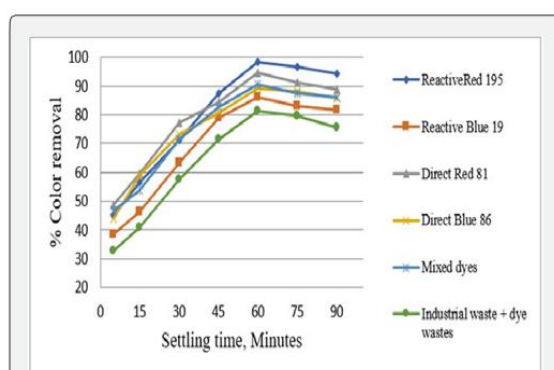


Figure 4: Percent of colour removal vs settling time for simple extract.

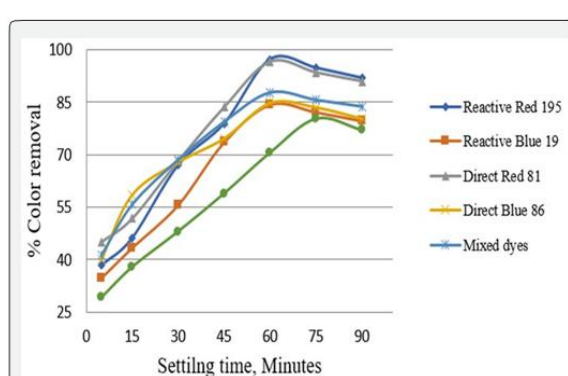


Figure 5: Percent of colour removal vs settling time for Saline extract.

Effect of flocculation time

The time of macro-floc formation (flocculation time) is one of the operating parameters that is given great consideration in any water treatment plant that involves coagulation–flocculation operations. Figure 4 and Figure 5 presents the effect of flocculation time using a different dose of coagulants for removal of reactive dyes, direct dyes and mixture of industrial waste water and dyes of textile effluents. The consistence increment of removals has been revealed with increasing flocculation time up to 60 minutes, and then it decreased. The optimum flocculation time was found to be 60 minutes. The highest removal of selected dye colours was found to be 98.4%, 86%, 94.45%, 89.3%, 90.5% and 81.5% in reactive red, reactive blue, direct red, direct blue mixed dyes and mixture of dyes/and industrial wastewater respectively in simple extract at 60 minutes. For saline extract, the maximum colour removal was 97.3%, 84.41%, 96.6%, 84.8% 87.73% and 80.3% in reactive red, reactive blue, direct red, direct blue, mixed dyes and mixture of dyes/and industrial waste water respectively. Ebeling et. al. observed that the removal of Turbidity and Soluble Reactive Phosphorus (SRP, orthophosphate) was increasing as settling time increased from 5 to 45 minutes [26]. A series of jar tests were conducted to fetch the effect of settling time (0, 5, 10, 15, 20, 25 and 30 minutes) on the removal efficiencies of BOD5, COD and TSS using low alkalinity waste water and the results show that the small particles settle quickly within the first 5 minutes, with little change in the values up to 15 minutes. The differences in BOD5, COD and TSS removal were not significant after 20 minutes of settling as indicated by other studies [27, 28]. The result of settling time is given in Figures 4 & 5.

Effect of mixing time

Studies were carried out to find out the effect of variation of the mixing time on the colour removal efficiency. Various mixing times ranging from 15 minutes to 60 minutes were maintained and the results are reported in Figure 6 & 7. The experimental result shows that there was a continuous removal of colour, turbidity, TDS and TSS while increasing the mixing time from 15 to 45 minutes. Similar results are observed by Patel and Vashi for some other dyes [29]. When the mixing time is short (<45 minutes), the collisions between the coagulants and colloids are not efficient to precipitate suspended solids in waste water. On the other hand, if mixing time is longer (>45 minutes) it would lead to an increase in flocs breakage and limit the size of the floc formed. As a result, small size flocs which are not dense, settle down, and finally cause the sample to be turbid again. In sum, it is also found that a longer or shorter mixing time would result in the poor performance of the coagulant seed for binding and bridging. There were similar results in experiments made by other researchers [16]. Initially at less contact time (≤ 15 minutes), the maximum colour removal efficiency was achieved to only 63.6% and 63.7% for mixed dyes and reactive red respectively in both simple and saline extract methods respectively. But results show that when the reaction time was increased to 45 minutes, the efficiency was nearly 95% and it decreased when time was increased to beyond 45 minutes [30- 35].

Effect of pH

The aqueous solution of dye wastes was treated by constant concentrations of dose at 70ml/L in dye waste water for half a day with varying pH (2 -12). The pH was maintained with the help of buffer solutions. Figures 8 & 9 show the effect of pH of the dye solution on the decolorization percent within the range of (2-12) for both simple and saline extract methods. The results showed that the decolorization reached maximum between pH 8-10 for both the selected dyes waste and industrial waste water for all dosages. The effect of pH was one of the crucial parameters to determine the optimum levelling order to minimise the dosing cost and to obtain the optimum performance in treatment. pH variation in comparison had a significant effect on the decolorization of reactive dye, direct dye and mixture of them with textile waste waters by *Moringa stenopetala* seed extract. From these figures, we can understand that the highest colour removal was at pH 10 for all dye wastes. As pH increases from 2-10, the colour removal from textile waste water increases and reaches the highest point at pH 10. The removal of dyes are more at higher pH, because the surface of activated coagulants are negatively charged, the decrease in adsorption capacity at the low pH values would be expected as the acidic medium would lead to an increase in hydrogen ion concentration, which would then neutralize the negatively charged coagulant surface thereby decreasing the adsorption of the positively charged ions because of reduction in the force of attraction between adsorbate and adsorbent [36-40].

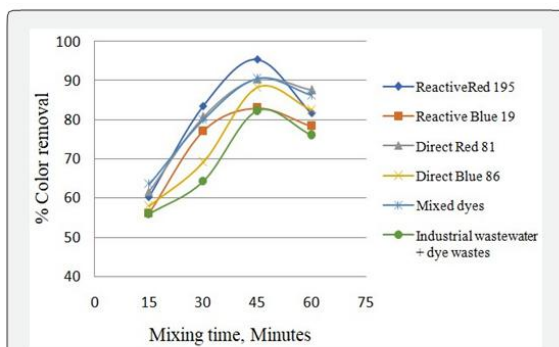


Figure 6: Percent of colour removal with mixing time in simple extract.

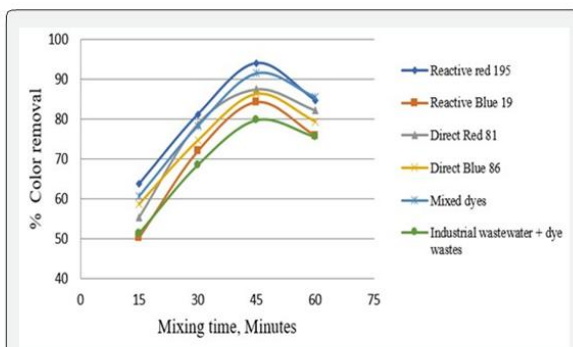


Figure 7: Percent of colour removal with mixing time in saline extract.

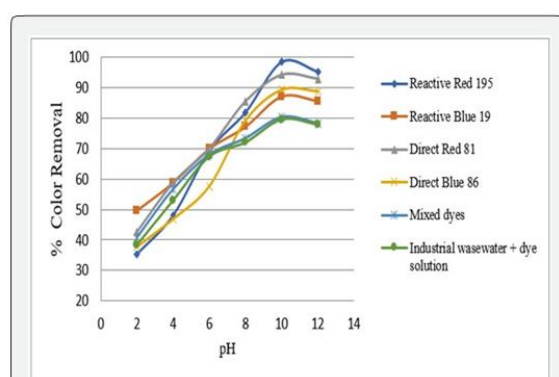


Figure 8: Effect of pH on colour removal under Simple

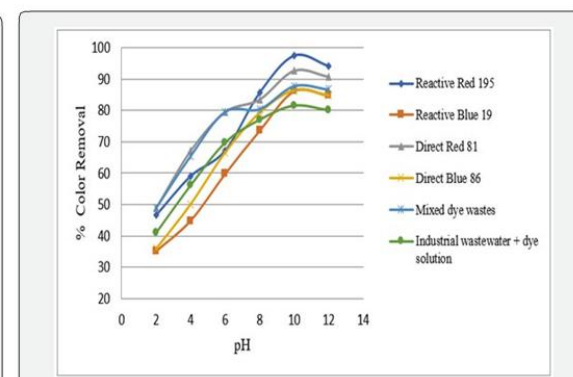


Figure 9: Effect of pH on colour removal under Saline

Removal of Turbidity

Varying doses of the seed extract were added to the effluent followed by mixing at optimum time. The mixture was then filtered through filter paper; finally the turbidity value was measured by a turbidity metre. The result shows that higher turbidity removal efficiency was obtained in simple extract method in the order of 84.6% and 83.7% in Saline extract methods for reactive blue dye (Reactive Blue 19) with the dosage of 70ml/L as shown in Figures 10 & 11.

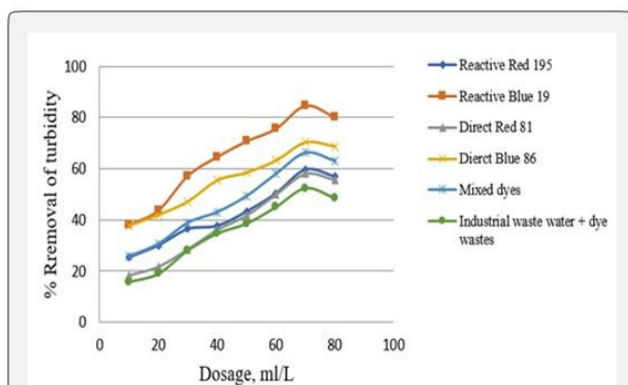


Figure 10: Percentage Turbidity removal Vs Dosage by Simple extract method.

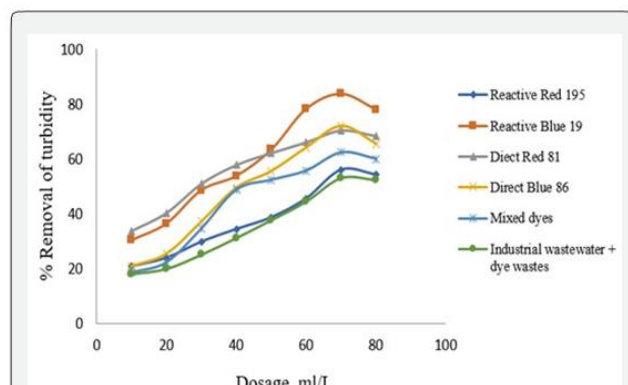
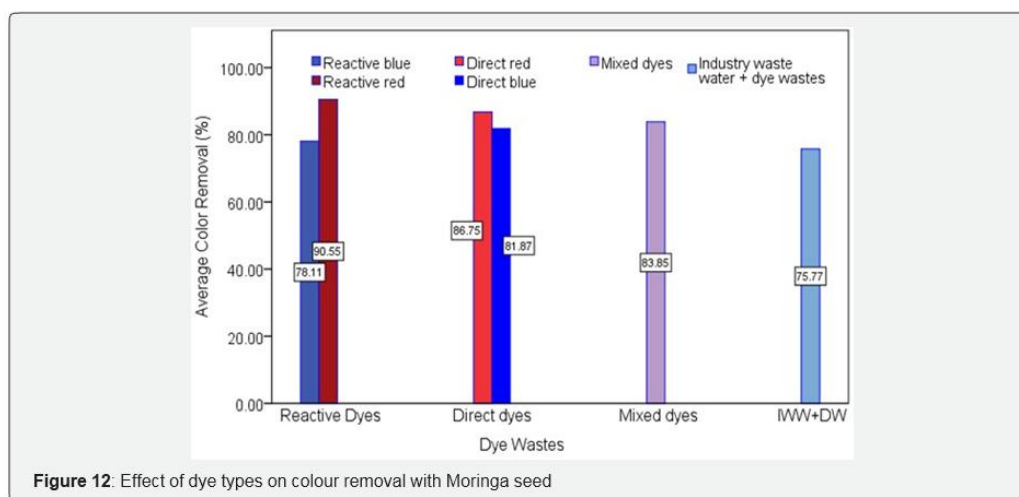


Figure 11: Percentage Turbidity removals Vs Dosage by Saline extract method.

Effect of Dye types

Comparative efficiency of colour removal between reactive, direct dyes and mixture of them with industrial waste water for both the dyes is shown as a bar chart in Figure 12. The average colour removal efficiency of

reactive dyes is higher than direct dyes because of the fact that reactive dyes are a colour that can be water dissolved due to the negative charge of the sulphonate group (SO_3^-) and direct dyes are the molecular structure with planar positive charges that are more than the negative charges and are water soluble. Direct dyes also have sulphonate (SO_3^-) functionality, but in this case, it is only to improve solubility, as the negative charges on dye and fibre will repel each other. The colour shade affects the efficiency of reactive colour removal natural coagulant. On the other hand, for the mixed dye, the average colour removal is found between reactive and direct dyes, because all reactive and direct dyes are mixed together and to have interchanging of all charges which affect colour removal [41-43].



IV. CONCLUSION

Seeds of *Moringa stenopetala* contain materials that are effective as coagulant. Coagulant dose and coagulation pH are important factors influencing the mechanism of coagulation. Depending on the type of dye, the coagulation process varies. The optimised parameters for the coagulation of textile waste water using *M. stenopetala* were pH 10, and dosage of 70ml/L can result in removal of 98.4% and 94.45% of colour in simple extract and 97.3% and 96.6% in saline extract in both reactive and direct red dyes respectively. Moringa seed can also remove the maximum turbidity of textile dye wastes to the tune of 85%. It could be concluded that natural coagulant aid created a significant impact on the physical treatment of textile waste water. The colour removal of mixture of industrial waste water having reactive and direct dye solution was 85.8% and 84.6% in both simple and saline extract respectively because industrial effluent contains high content of dyestuff, surfactants and other additives that are generally made up of organic compounds with a complex structure while it is collected from different sections which use different compounds.

V. REFERENCES

- [1]. Dias A. A., Bezerra R. M., Lemos P. M., Pereira A. N. (2003), "In vivo and laccase-catalysed decolorization of xenobiotic azo dyes by a basidiomycetous fungus: characterization of its ligninolytic system". *World Journal of Microbiology and Biotechnology* 19(9): 969-975.
- [2]. Ali N., E. L. Mohamedy R. (2016), "Evaluation of Moringa oleifera seed extract coagulation in removal of some dyes in textile wastewater", *International Journal of Chem Tech Research* 9(6): 538-545.
- [3]. Beltrán Heredia J., Sánchez Martín J. (2008), "Azo dye removal by Moringa oleifera seed extract coagulation". *Coloration Technology* 124(5): 310- 317.
- [4]. Metcalf, Eddy, Burton F. L., Stensel H. D., Tchobanoglous G. (2003), "Wastewater engineering: treatment and reuse", McGraw Hill.
- [5]. Caudell M., Rotolo T., Grima M. (2015), "Informal lending networks in rural Ethiopia". *Social Networks* 40(1): 34-42.
- [6]. Chen C., Lu C., Chung Y., Jan J. (2007), "UV light induced photodegradation of malachite green on TiO_2 nanoparticles". *J. Hazard Mater* 141(3): 520- 528.
- [7]. Freitas T., Oliveira V., De Souza M., Geraldino H., Almeida V., et al. (2015), "Optimization of coagulation-flocculation process for treatment of industrial textile wastewater using okra (A.

- esculentus) mucilage as natural coagulant”. *Industrial Crops and Products* 76(8): 538-544.
- [8]. Freitas T. K. F. S., Almeida C. A., Manholer D. D., Geraldino H. C. L., De Souza M. T. F., et al. (2018), “Review of utilization plant-based coagulants as alternatives to textile wastewater treatment”. *Detox Fashion, Textile Science and Clothing Technology*, Springer Nature Singapore Pte Ltd.
- [9]. De Souza M. T. F., Ambrosio E., De Almeida C. A., De Souza Freitas T. K. F., Santos I. B. (2014), “The use of a natural coagulant (*Opuntia ficus-indica*) in the removal for organic materials of textile effluents”. *Environ monit assess* 186(8): 5261-5271.
- [10]. De Souza M. T. F., De Almeida C. A., Ambrosio E., Santos I. B., De Souza Freitas T. K. F., et al. (2016), Extraction and use of *Cereus peruvianus* cactus mucilage in the treatment of textile effluents. *Journal of the Taiwan Institute of Chemical Engineers* 67(10): 174-183.
- [11]. Robinson T., McMullan G., Marchant R., Nnigam P. (2001), Remediation of dyes in textile effluent: a critical review on current treatment technologies with a proposed alternative. *Bioresource technology* 77(3): 247-255.
- [12]. Choy S. Y., Prasad K. M. N., Wu T. Y., Raghunandan M. E., Ramanan R. N. (2014), “Utilization of plant-based natural coagulants as future alternatives towards sustainable water clarification”. *J Environ Sci* 26(11): 2178- 2189.
- [13]. Bratby J. (2016), “Coagulation and flocculation in water and wastewater treatment”, IWA publishing.
- [14]. Choy S., Prasad K., Wu T., Ramanan R. (2015), “A review on common vegetables and legumes as promising plant-based natural coagulants in water clarification”. *Int J Environ Sci Technol* 12(1): 367-390.
- [15]. Anwar F., Bhangar M. (2003), “Analytical characterization of *Moringa oleifera* seed oil grown in temperate regions of Pakistan”. *J Agric Food Chem* 51(22): 6558-6563.
- [16]. Thakur S. S., Choubey S. (2014), “Assessment of coagulation efficiency of *Moringa oleifera* and Okra for treatment of turbid water”. *Archives of Applied Science Research* 6(2): 24-30.
- [17]. Muralimohan N., Palanisamy T. (2014), “Treatment of Textile Effluent by Natural Coagulants in Erode District”. *Asian Journal of Chemistry* 26(3): 911-914.
- [18]. Hassan M. A., Li T. P., Noor Z. Z. (2009), “Coagulation and flocculation treatment of wastewater in textile industry using chitosan”. *Journal of Chemical and Natural Resources Engineering* 4(1): 43-53.
- [19]. Vijayaraghavan G., Sivakumar T., Kumar A. V. (2011), “Application of plant-based coagulants for waste water treatment”. *International Journal of Advanced Engineering Research and Studies* 1(1): 88-92.
- [20]. Pallavi N., Mahesh S. (2013), “Feasibility study of *Moringa oleifera* as a natural coagulant for the treatment of dairy wastewater”. *International Journal of Engineering Research* 2(3): 200-202.
- [21]. Ndabigengesere A., Narasia K. S. (1998), “Use of *Moringa oleifera* seeds as a primary coagulant in wastewater treatment”. *Environmental Technology* 19(8): 789-800.
- [22]. Araújo C. S., Alves V. N., Rezende H. C., Almeida I. L., De Assunção R. M., et al. (2010), “Characterization and use of *Moringa oleifera* seeds as biosorbent for removing metal ions from aqueous effluents”. *Water Sci Technol* 62(9): 2198-2203.
- [23]. Patel H., Vashi R. (2012), “Removal of Congo Red dye from its aqueous solution using natural coagulants”. *Journal of Saudi Chemical Society* 16(2): 131-136.
- [24]. Tripathi S., Rathore V. K., Gokhale J., Agrawal P. (2012), “Some study on *Moringa oleifera* (drumstick) seed as natural coagulants for treatment of distillery waste water”. *International Journal of Applied Engineering and Technology* 2(2): 24-30.
- [25]. Amagloh F. K., Benang A. (2009), “Effectiveness of *Moringa oleifera* seed as coagulant for water purification”. *African Journal of Agricultural Research* 4(1): 119-123.
- [26]. Ebeling J. M., Sibrell P. L., Ogden S. R., Summerfelt S. T. (2003), “Evaluation of chemical coagulation–flocculation aids for the removal of suspended solids and phosphorus from intensive recirculating aquaculture effluent discharge”. *Aquacultural Engineering* 29(1-2): 23-42.
- [27]. Banu R., Do K., Yeom I. (2008), “Phosphorus removal in low alkalinity secondary effluent using alum”. *International Journal of Environmental Science & Technology* 5(1): 93-98.
- [28]. Patel H., Vashi R. (2013), “Comparison of naturally prepared coagulants for removal of COD and color from textile wastewater”. *Global NEST Journal* 15(4): 522-528.
- [29]. Abiyu A., Yan D., Girma A., Song X., Wang H. (2018), “Wastewater treatment Potential of *Moringa Stenopetala* over *Moringa Olifera* as a natural coagulant, antimicrobial agent and heavy metal removals”. *Cogent Environmental Science* 4(1): 1-13.
- [30]. American Public Health Association (APHA), American Water Works Association (AWWA),

- Water Environment Federation (1995), "Standard methods for examination of water and wastewater", 19th Edn.
- [31]. Aziz H. A., Alias S., Assari F., Adlan M. N. (2007), "The use of alum, ferric chloride and ferrous sulphate as coagulants in removing suspended solids, colour and COD from semi aerobic landfill leachate at controlled pH". *Waste Manag Res* 25(6): 556-565.
- [32]. Birima A., Hammad H., Desa M., Muda Z. (2013), "Extraction of natural coagulant from peanut seeds for treatment of turbid water". *IOP Conference Series: Earth and Environmental Science*. IOP Publishing 16(1): 012065.
- [33]. Hemapriya G., Abinaya R., Kumar D. (2015), "Textile effluent treatment using *Moringa oleifera*". *International Journal of Innovative Research and Development* 4(4): 385-390.
- [34]. Jeon J. R., Kim E. J., Kim Y. M., Murugesan K., Kim J. H., et al. (2009), "Use of grape seed and its natural polyphenol extracts as a natural organic coagulant for removal of cationic dyes". *Chemosphere* 77(8): 1090-1098.
- [35]. Karadagi B. S., Hiremath G. (2015), "Removal of cod and colour from textile wastewater using sawdust as an adsorbent". *International Journal of Innovative Research in Science, Engineering and Technology* 5(6): 9593-9597.
- [36]. Mataka L. M., Sajidu S. M. I., Masamba W. R. L., Mwatseteza J. F. (2010), "Cadmium sorption by *Moringa stemopetala* and *Moringa oleifera* seed powders: Batch, time, temperature, pH and adsorption isotherm studies". *International Journal of Water Resources and Environmental Engineering* 2(3): 50-59.
- [37]. Mishra A., Srinivasan R., Dubey R. (2002), "Flocculation of textile wastewater by *Plantago psyllium* mucilage". *Macromolecular Materials and Engineering* 287(9): 592-596.
- [38]. Nigam P., Armour G., Banat I., Singh D., Marchant R. (2000), "Physical removal of textile dyes from effluents and solid-state fermentation of dye-adsorbed agricultural residues". *Bioresource technology* 72(3): 219-226. flocculation of cardboard-mill secondary biological wastewater. *Chemical Engineering Journal* 155(3): 775-783.
- [39]. Renault F., Sancey B., Charles J., Morin Crini N., Badot P. M. (2009), "Chitosan flocculation of cardboard-mill secondary biological wastewater". *Chemical Engineering Journal* 155(3): 775-783.
- [40]. Shamsnejati S., Chaibakhsh N., Pendashteh A. R., Hayeripour S. (2015), "Mucilaginous seed of *Ocimum basilicum* as a natural coagulant for textile wastewater treatment". *Industrial Crops and Products* 69(1): 40-47.
- [41]. Shah A. K., Ali Z. M., Laghari A. J., Shah S. F. A. (2013), "Utilization of Fly Ash as Low-Cost Adsorbent for the Treatment of Industrial Dyes Effluents- A Comparative Study". *Research & Reviews. Journal of Engineering and Technology* 2(10): 1-10.
- [42]. Shah S. F. A., Aftab A., Soomro N., Nawaz M. S., Vafai K. (2015), "Waste Water Treatment-Bed of Coal Fly Ash for Dyes and Pigments Industry". *Pakistan Journal of Analytical & Environmental Chemistry* 16(2): 9-15.
- [43]. "Standard Methods for Examination of Water and Wastewater" (19th edn.) American Public Health Association (APHA), Washington DC 1995.